



BISON BANKING BRIEF

September 2024 | U.S. Banking Insights

This presentation, and any oral or video presentation that supplements it, have been developed by and are proprietary to D.A. Davidson & Co., member SIPC, and were prepared exclusively for the benefit and use of the recipient. Neither the printed presentation nor any oral or video presentation that supplements it, nor any of their contents, may be reproduced, distributed or used for any other purpose without the prior written consent of D.A. Davidson & Co.

The analyses contained herein rely upon information obtained from the recipient or from public sources, the accuracy of which has not been verified, and cannot be assured, by D.A. Davidson & Co. Moreover, many of the projections and financial analyses herein are based on estimated financial performance prepared by or in consultation with the recipient and are intended only to suggest reasonable ranges of results. Finally, the printed presentation is incomplete without any oral or video presentation that supplements it.

This material is protected under applicable copyright laws and does not carry any rights of publication or disclosure.

THE STRENGTH OF ADVICE
1935
PRIVATE AND CONFIDENTIAL

Bison Banking Brief – September 2024

Key Themes in U.S. Banking

September FOMC Meeting – Policy Pivot

- After keeping rates higher for longer at a range of 5.25%–5.50% for over a year, the Federal Open Market Committee (FOMC) decided to lower the target range for the federal funds rate by ½ percentage point
 - While the market priced in the odds of a 25bp cut at 86% just one week before the meeting, the odds between a 25bp and a 50bp cut were roughly even a day before the meeting
- In his speech, Chair Powell sought to reassure the public that the economy is in good shape, and justified the size of the rate cut as a part of a commitment to not fall behind and do their part to keep the economy strong
- Michelle Bowman was the only governor that dissented and voted for a 25bp cut, as she perceived a 50bp cut as sending a message to the market that the economy is weaker than originally thought
- Market and FOMC rate cut expectations are in line for 2024, but diverge in 2025 – the market is pricing in an additional 200bps of cuts through end of 2025, whereas the FOMC's Summary of Economic Projections shows 150bps of cuts
- D.A. Davidson's Institutional Equity Research outlined a few key takeaways in their note following the meeting
 - Lower rates are good for banks over medium term, but heavy Fed hand will pinch near term due to the potential net negative impact to median NIM, as asset yield repricing outpaces deposit cost reductions
 - AOCI recovery will drive strong TBV growth, with rates overall lower from 6/30 to 9/30. 10-year yield is down 63bps since 6/30 – In Q1 '23 and Q4 '23, similar declines in the 10-year drove TBVPS growth of 7%-13% for banks in Davidson Research Universe most impacted by unrealized AFS losses
 - Lower rates should be positive for credit– while most issues so far have been in CRE, particularly office and multifamily, there has been an increase in criticized C&I loans, albeit from all-time-lows

Q3 Earnings Preview

- While many bank management teams welcomed the Fed's policy pivot, a more aggressive cutting cycle will cause NIM headwinds in the last two quarters of 2024
 - While the median NIM in Davidson's Bank Universe is expected to expand by 2bps in Q3, the median NIM is expected to contract by 5bps in Q4 as asset yields decline faster than deposits costs
 - Q3 data should see a peak in deposit costs, driven by continued mix shift and managements' reluctance to drop deposit costs quickly, which will not yet be offset by weaker deposit competition and fewer product cost increases
- Q3 credit outlook remains positive, based on discussions at industry conferences and management meetings
 - Pace of loan tightening moderated for the fourth consecutive quarter – NCOs historically peaked within ~5 quarters of banks moderating underwriting standards
 - Bank stocks have historically rallied in advance of peak NCOs
- Loan growth is expected to pickup modestly in Q3 at 3.8%, compared to 3.0% in Q2 2024
 - Nevertheless, most of the loan commentary remains fairly muted as borrowers are still on the sidelines waiting for lower rates, more evidence of a soft landing and uncertainty with the upcoming election

Updated Regulatory Guidance for Bank M&A

- On September 17, the DOJ, OCC and FDIC issued final revisions to their bank merger policies
 - As a part of the announcement, the DOJ withdrew from the 1995 Bank Merger Guidelines and embraced the 2023 Merger Guidelines for evaluation of bank mergers
 - The Federal Reserve did not make any changes to its merger evaluation policies
- A notable change that the final revisions focus on, and a difference between 1995 and 2023 merger guidelines, is a bigger reliance on qualitative factors that are up to the discretion of individual agencies, as opposed to quantitative metrics (such as Herfindahl-Hirschman Index) that are often more objective
- According to FDIC's final revisions, the FDIC Board reserves authority to act on any merger application for which FDIC staff has not found favorably on one or more statutory factors (such as less financial risk for the combined company and convenience and needs of the community to be served)
 - FDIC Vice Chairman Travis Hill voiced his criticism of new guidelines saying that they could lead to more unpredictability and less transparency in the merger evaluation process, rather than addressing the underlying causes of bank consolidation
- OCC's final revisions recognized that the majority of transactions will be in the "middle category" of transactions, which do not necessarily possess all features that support approval, but also do not have any of features that would cause further scrutiny, making these transactions likely consistent with approval



Bison Banking Brief – September 2024

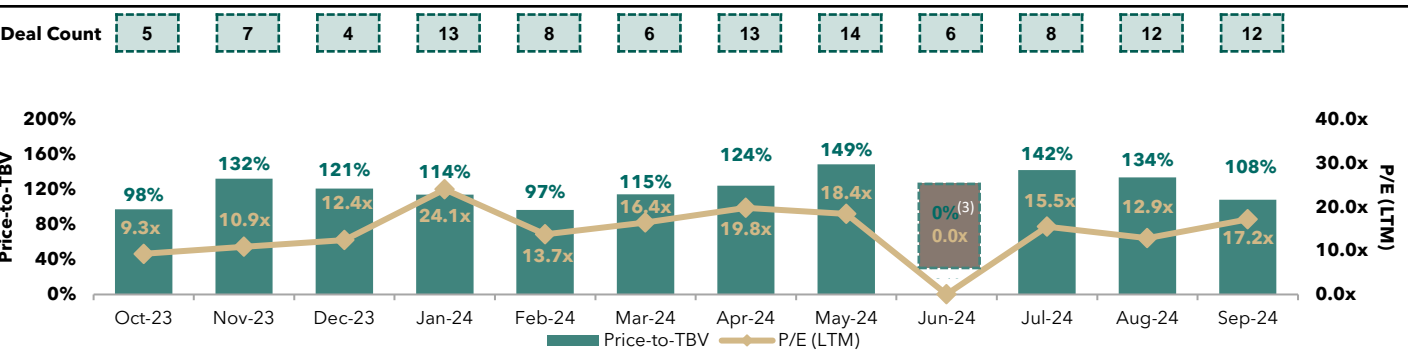
1 U.S. Bank M&A Activity

- M&A activity is incrementally increasing
 - M&A activity is below historical levels, but starting to see a slight increase in deal activity
 - On pace for 123 transactions in 2024, a 26% increase from 2023
- Credit unions continue to be active bank buyers with 16 transactions announced in 2024 YTD and account for over 17% of the M&A transactions Nationwide
- Types of transactions should vary in the upcoming quarters including smaller 100% cash deals, predominately (or 100%) stock deals and strategic partnerships (100% stock)
- Increased regulatory scrutiny and longer than average time to obtain regulatory approvals are top of mind for management teams looking to complete a transaction

M&A By Region – Last Twelve Months⁽¹⁾

Region	Deal Value (\$M)	# of Deals	Deals w/ C.U. Buyer	Price-to-TBV	P/E (LTM)
Midwest	\$ 3,518	44	3	135%	15.4x
Southeast	\$ 2,350	22	3	128%	14.6x
Southwest	\$ 4,099	14	2	149%	19.8x
Mid Atlantic	\$ 919	10	2	80%	14.5x
West	\$ 1,105	14	7	93%	15.5x
Northeast	\$ 87	4	0	139%	17.2x
Total	\$ 12,077	108	17	128%	16.2x

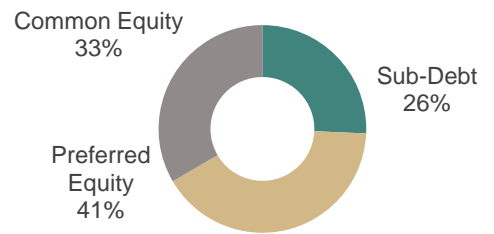
M&A Activity and Valuation Multiples – Last Twelve Months⁽¹⁾



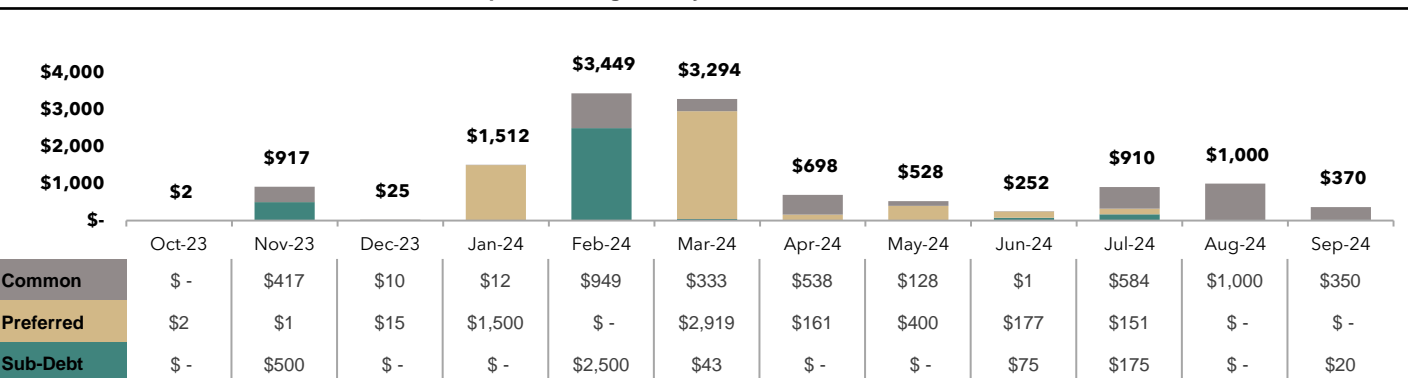
2 U.S. Bank Capital Offerings

- Following two months where U.S. banks raised almost \$1.0 billion of capital on average, September saw a decrease in aggregate offering proceeds, with four common capital offerings and one sub debt offering with combined proceeds of ~\$370 million
- Unlike in prior months, the offerings completed in September were not done in conjunction with M&A deals, but rather for general corporate purposes, as a result of slight rebound in valuations and in anticipation of rate cuts
 - The sole sub debt bank offering in September was done by First Business Financial Services, Inc., which raised \$20 million of 7.50% fixed rate subordinated notes due 2034

Capital Offering Mix – LTM⁽²⁾



Capital Offering Activity – Last Twelve Months⁽²⁾



Source: S&P Capital IQ Pro; M&A and offering data as of 9/30/2024; Note: All dollars in millions, unless otherwise noted
 (1) Median data for M&A transactions. Excludes terminated deals and FDIC-assisted transactions
 (2) Excludes mutual conversions
 (3) Transaction economics for June 2024 deals are confidential or awaiting release to the public














Bison Banking Brief – September 2024







Nationwide M&A League Table – Since 1/1/2023⁽¹⁾

Rank	Advisor	# of Deals	Deal Value (\$M)
1	Piper Sandler & Co.	36	\$ 4,379.5
2	Keefe, Bruyette & Woods	25	\$ 9,149.4
3	D.A. Davidson & Co.	20	\$ 988.6
3	Olsen Palmer LLC	20	\$ 57.6
5	Raymond James & Associates, Inc.	17	\$ 5,418.9
5	Performance Trust Capital Partners, LLC	17	\$ 303.6
7	Janney Montgomery Scott LLC	15	\$ 1,002.6
8	Stephens Inc.	13	\$ 2,402.2
8	Stephens Inc.	13	\$ 2,402.2
10	McQueen Financial Advisors II, Inc.	11	\$ 253.6
11	Hillw orth, LLC	6	\$ 32.6
11	Hillw orth, LLC	6	\$ 32.6
11	Mercer Capital Management, Inc.	6	\$ -
14	Morgan Stanley	4	\$ 945.5
14	Donnelly Penman & Partners Inc.	4	\$ 45.2
14	Commerce Street Capital, LLC	4	\$ -
17	Burke Stelling Group, LLC	3	\$ 294.2
17	The Kafafian Group, Inc.	3	\$ 93.8
17	Gerrish Smith Tuck Consultants, LLC	3	\$ -
17	Cummings & Company, LLC	3	\$ -

D.A. Davidson Bank M&A Transactions

 has agreed to be acquired by  SELL-SIDE ADVISOR	 has agreed to merge with  SELL-SIDE ADVISOR	 has agreed to acquire  BUY-SIDE ADVISOR
 has acquired six branches from  BUY-SIDE ADVISOR	 has agreed to be acquired by One America Bancorp Inc. SELL-SIDE ADVISOR	 has been acquired by  SELL-SIDE ADVISOR

D.A. Davidson Bank Capital Offerings

 has completed a follow-on offering of common stock \$34,500,000 SOLE BOOKRUNNING MANAGER	 has partnered with a new investor \$53,000,000 FINANCIAL ADVISOR	 has completed a public offering of subordinated notes \$74,750,000
 has completed a follow-on offering of common stock \$86,293,125	 has completed a private placement of perpetual preferred stock \$80,750,000 LEAD PLACEMENT AGENT	 has completed an initial public offering of common stock \$38,259,038

Financial Institutions Investment Banking

Ramsey Gregg

Co-Head of FIG IB
 Managing Director
 (714) 850-8349
 rgregg@dadco.com

Tom Hayes

Co-Head of FIG IB
 Managing Director
 (406) 268-3084
 thayes@dadco.com

Chuck Stubbs

Co-Head of FIG IB
 Managing Director
 (919) 740-4671
 cstubbs@dadco.com

Jay Junior

Managing Director
 (410) 369-1177
 jjunior@dadco.com

Eugene Katz

Managing Director
 (312) 525-2768
 gkatz@dadco.com

Edward Losty

Managing Director
 (303) 764-6030
 elosty@dadco.com

Stephen Nelson

Managing Director
 (312) 525-2769
 snelson@dadco.com

Nathan Ail

Director
 (310) 500-3859
 nail@dadco.com

Peter Losty

Director
 (212) 882-3904
 plosty@dadco.com

Michael Engellant

Vice President
 (406) 268-3088
 mengellant@dadco.com

Brett Theriault

Vice President
 (312) 525-2773
 btheriault@dadco.com

Equity Capital Markets

Rory McKinney

President
 Equity Capital Markets
 (310) 500-3865
 rmckinney@dadco.com

Liam Healy

Head of Institutional Equities
 (312) 504-2688
 lhealy@dadco.com

John Backus

Managing Director
 Institutional FIG Trading
 (212) 257-6051
 jbackus@dadco.com

Tom Diffely

Director of Institutional Research
 (503) 603-3049
 tdiffely@dadco.com

Josh Nolan

Managing Director
 Equity Capital Markets
 (212) 882-3914
 jnolan@dadco.com

Joseph Pattison

Managing Director
 Institutional FIG Sales
 (503) 603-3008
 jpattison@dadco.com

FIG Equity Research

Jeffrey Rulis

Managing Director
 Sr. Research Analyst
 (503) 603-3025
 jrulis@dadco.com

Peter Winter

Managing Director
 Sr. Research Analyst
 (212) 882-3917
 pwinter@dadco.com

Gary Tenner

Managing Director
 Sr. Research Analyst
 (503) 603-3026
 gtenner@dadco.com

Manuel Navas

Sr. Vice President
 Sr. Research Analyst
 (212) 223-5405
 mnavas@dadco.com

Community Bank Group

Mike Acampora

Sr. Vice President
 (904) 456-6153
 macampora@dadco.com

Nick Bicking

Sr. Vice President
 (614) 710-7060
 nbicking@dadco.com

Tom Dooley

Sr. Vice President
 (614) 710-7061
 tdooley@dadco.com



Source: S&P Capital IQ Pro
 (1) Includes all whole bank and branch M&A transactions. Transaction league tables are as of 9/30/2024